



Preparing to  
**Teach Remotely**

**Allyson MacNeill, CITL**

June 2020




# Outcomes

- Distinguish between a remote course and an online course
- Get started with transitioning to remote teaching
- Prepare for some of the challenges related to remote teaching





Remote teaching



Teaching an online course



# Online Course

- planned and developed over time
- team approach to development
- complete at start of term
- instructor has chosen to teach online
- student has chosen to learn online

# Remote Course

- adaption of a F-2-F course using remote solutions (rapid and temporary)
- individual support as needed
- students may not be ready for remote learning
- environment of wide-spread and significant disruption




# Online Course

- planned and developed over time
- team approach to development
- complete at start of term
- instructor has chosen to teach online
- student has chosen to learn online

# Remote Course

- adaption of a F-2-F course using remote solutions (rapid and temporary)
- individual support as needed
- students may not be ready for remote learning
- environment of wide-spread and significant disruption





# Part 1: Preparing

# Part 2: Adapting



PREPARING:

# 1. Review course and instructional plan

Your Course



Learning  
Outcomes





Learning  
Outcomes

Learning  
Assessment



Learning  
Outcomes

Learning  
Assessment

No Invigilation  
Academic Integrity



Learning  
Outcomes

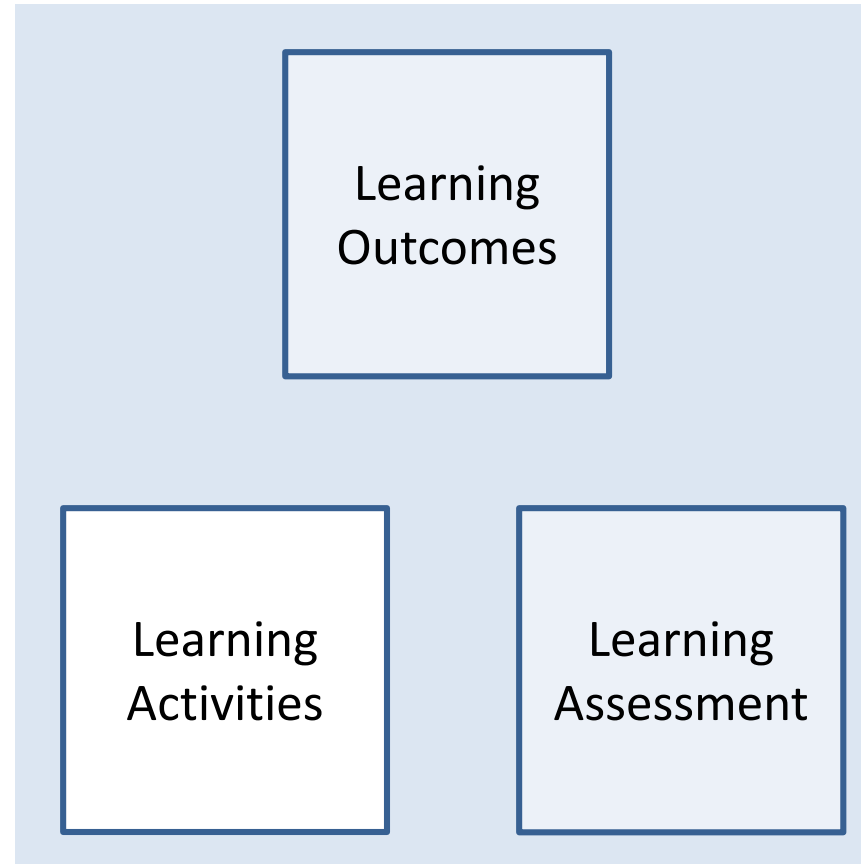
Learning  
Activities

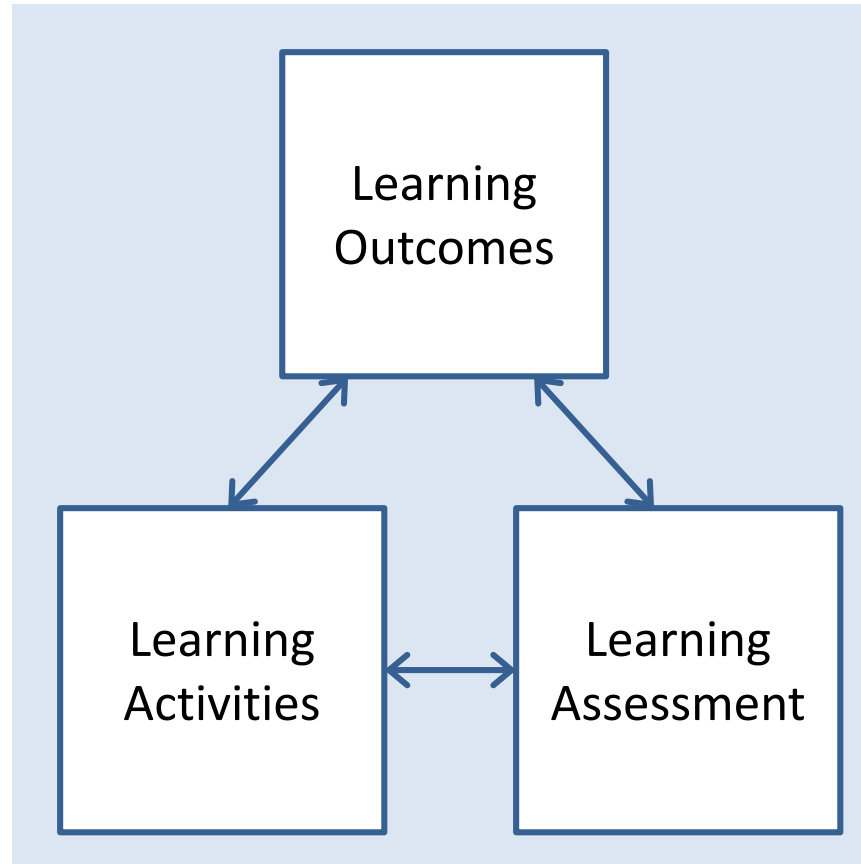
Learning  
Assessment



## Essential Interactions

- Student-content/resources
- Student-instructor
- Student-student





Support

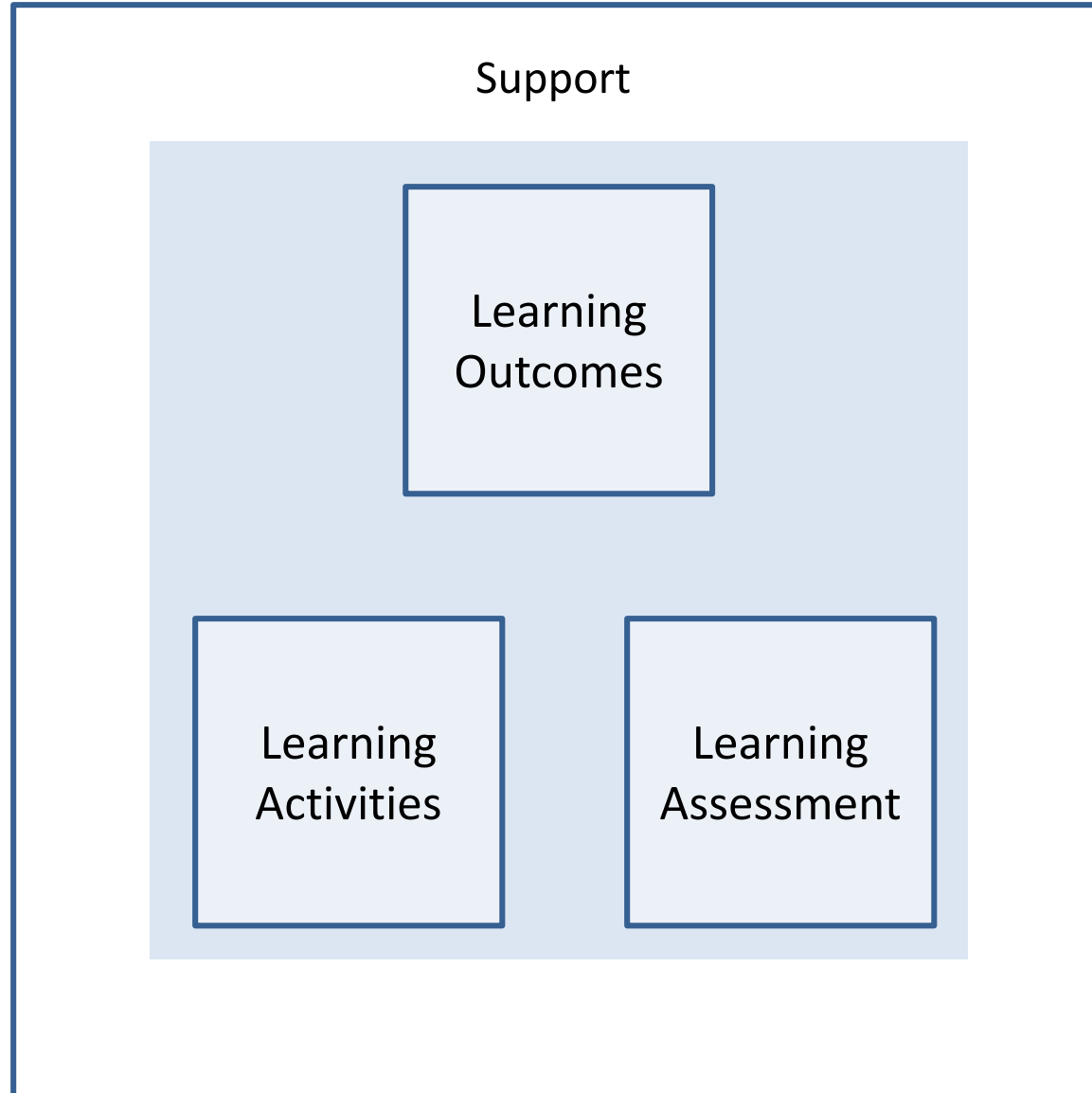
Learning  
Outcomes

Learning  
Activities

Learning  
Assessment



Connection  
Community  
Communication



PREPARING:

## 2. Get to know Brightspace





# Tools

- Content
- Collaboration
- Communication
- Assessment
- Class management



# Tools

- Content
- Collaboration
- Communication
- Assessment
- Class management



Sandbox site  
Course Set-up Kit  
Online resources



# Features

- Audio and video conference
- Share and annotate content
- Record meeting
- Chat
- Poll
- Closed caption



**PREPARING:**

### 3. Consider Pros & Cons of Synchronous & Asynchronous



# Synchronous

(gather and interact in real time)

## Advantages:

- Immediate, personal, responsive
- Community

## Challenges:

- Scheduling
- Technical

# Asynchronous

(advance preparation of materials;  
access at time of their choosing)

## Advantages:

- Temporal flexibility
- Accessible
- Increased cognitive engagement

## Challenges:

- Lack of social interaction
- Increased potential for misunderstanding



# Synchronous

(gather and interact in real time)

## Advantages:

- Immediate, personal, responsive
- Community

## Challenges:

- Scheduling
- Technical

# Asynchronous

(advance preparation of materials;  
access at time of their choosing)

## Advantages:

- Temporal flexibility
- Accessible
- Increased cognitive engagement

## Challenges:

- Lack of social interaction
- Increased potential for misunderstanding



# Preparing

1. Review course and instructional plan
  - Student learning outcomes
  - Essential interactions
  - Assessments (academic integrity)
2. Get to Know Brightspace
  - Sandbox site
  - Course Start-up Kit
  - Online resources
3. Consider the pros and cons of synchronous and asynchronous methods and approaches



Support

Learning  
Outcomes

Learning  
Activities

Learning  
Assessment










Learning  
Outcomes

Learning  
Activities

Learning  
Assessment

Communication  
& Community






















Learning  
Outcomes

Learning  
Activities

Learning  
Assessment

Communication  
& Community



Learning  
Outcomes

Learning  
Activities

Learning  
Assessment

Communication  
& Community

## LECTURE

### **Synchronous**

- Live video lecture

### **Tools**

Online Rooms  
WebEx

### **Asynchronous**

- Pre-recorded lecture
- Narrated slide deck

Online Rooms  
WebEx  
PowerPoint



Learning Outcomes

Learning Activities

Learning Assessment

Communication & Community

# LECTURE

## Synchronous

- Live video lecture

## Tools

Online Rooms  
WebEx

## Asynchronous

- Pre-recorded lecture
- Narrated slide deck

Online Rooms  
WebEx  
PowerPoint

Micro-lectures

Visual content



Learning  
Outcomes

Learning  
Activities

Learning  
Assessment

Communication  
& Community

## CONTENT

### Tools

- Documents
- Images
- Internet resources
- Library reserves

Content Tools  
@mun email



Learning  
Outcomes

Learning  
Activities

Learning  
Assessment

Communication  
& Community

## GROUP WORK

### **Synchronous:**

- Breakout Rooms
- Chat

### **Asynchronous:**

- Discussions
- Groups Tools
- Peer Scholar



Learning  
Outcomes

Learning  
Activities

Learning  
Assessment

Communication  
& Community

## ASSESSMENT

- Paper/Assignments/Project
- Open-book/Take-home exams
- Reflection
- Online quiz/exam
- Student Presentations
- Oral exam

### Tools

Assignment Drop Box  
Video Assignments  
Online Rooms  
Discussions  
Quizzes Tool  
@mun Email



Learning  
Outcomes

Learning  
Activities

Learning  
Assessment

Communication  
& Community

## COMMUNICATION & COMMUNITY

- Early and frequent communication
- Information that is well organized and easily accessible
- Clearly written and detailed instructions
- A learning rationale for course activities
- Check-ins about access and wellbeing
- A variety of communication options
- Instructor availability online





Learning  
Outcomes

Learning  
Activities

Learning  
Assessment

Communication  
& Community

## COMMUNICATION & COMMUNITY

- Early and frequent communication
- Information that is well organized and easily accessible
- Clearly written and detailed instructions
- A learning rationale for course activities
- Check-ins about access and wellbeing
- A variety of communication options
- Instructor availability online



Learning  
Outcomes

Learning  
Activities

Learning  
Assessment

Communication  
& Community

## COMMUNICATION & COMMUNITY

- Early and frequent communication
- Information that is well organized and easily accessible
- Clearly written and detailed instructions
- A learning rationale for course activities
- Check-ins about access and wellbeing
- A variety of communication options
- Instructor availability online

Syllabus

Office hours



Learning  
Outcomes

Learning  
Activities

Learning  
Assessment

Communication  
& Community

Accessibility

Privacy

Academic integrity

Intellectual property



Section Number & Title:			Course ID:
Outcome(s)	Learning Activities	Assessment	Communication & Community
	Lecture	Formative	Course matters
	Learning activities	Summative	Well-being
	Resources	Resources	Resources
	Brightspace tools & other technology	Brightspace tools & other technology	Brightspace tools & other technology
	Accessibility	Accessibility	Accessibility
	Privacy	Academic integrity	Privacy





The End

### **Associated resources**

- Template for adapting a F-2-F course
- List of helpful online resources