

# Alternative to Exams




Jane Costello

Daph Crane

Copyright 2020, Center for Innovation in Teaching and Learning, Memorial University of Newfoundland. Creative Commons License. The content presented, including the supporting resources, is licensed under a Creative Commons Attribution-NonCommercial-ShareAlike 4.0 International License.





“Nothing that we do to, or for, our students is more important than our assessment of their work and the feedback we give them on it. The results of our assessment influence our students for the rest of their lives and careers—fine if we get it right, but unthinkable if we get it wrong.”

*(Race, Brown, & Smith, 2005, p. xi)*

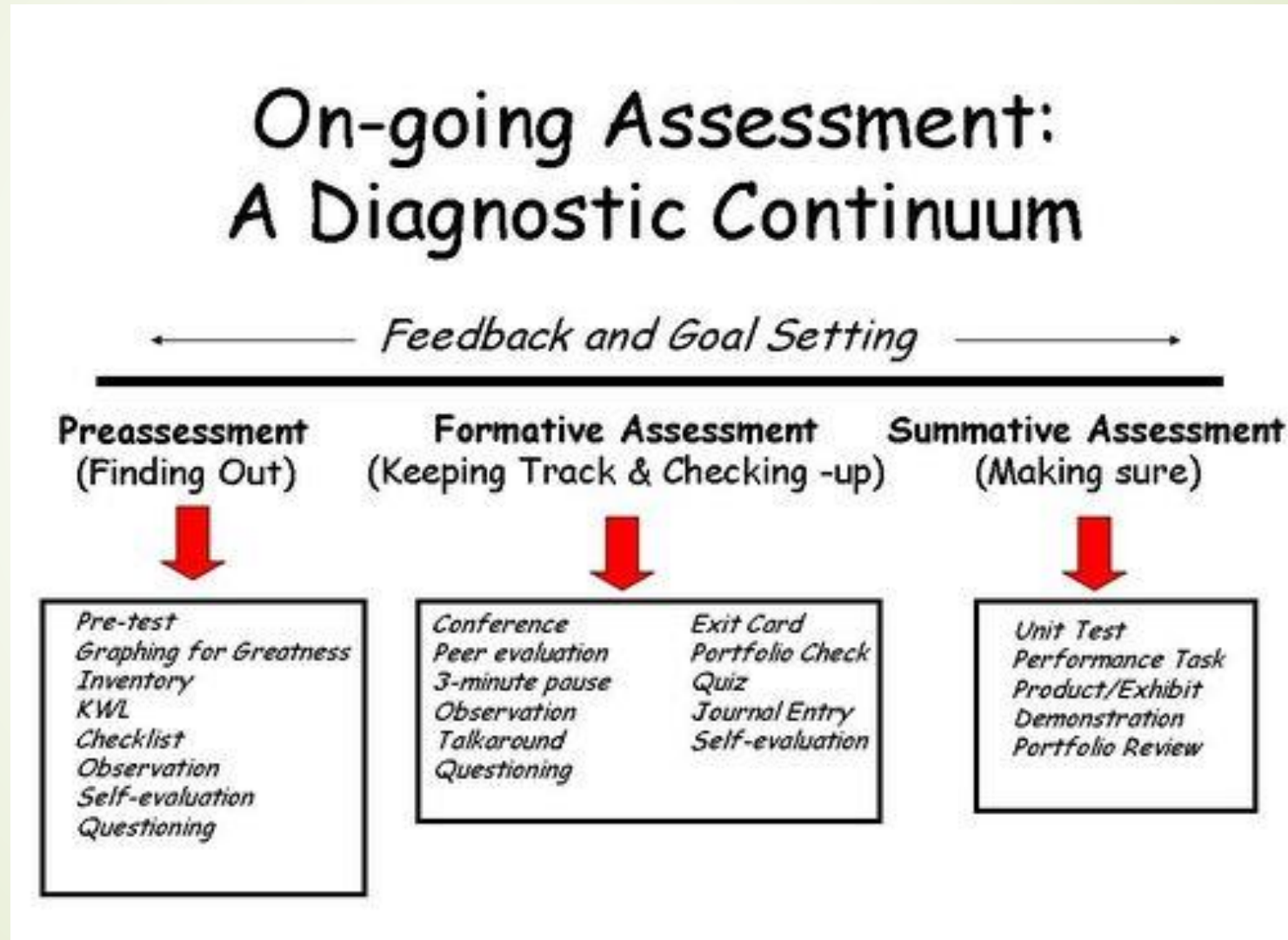


# Welcome

- Memorial University Land Acknowledgement - St. John's campus


We respectfully acknowledge the territory in which we gather as the ancestral homelands of the Beothuk, and the island of Newfoundland as the ancestral homelands of the Mi'kmaq and Beothuk. We would also like to recognize the Inuit of Nunatsiavut and NunatuKavut and the Innu of Nitassinan, and their ancestors, as the original people of Labrador. We strive for respectful relationships with all the peoples of this province as we search for collective healing and true reconciliation and honour this beautiful land together.

# Pre, Formative & Summative Assessments





# Why look at alternatives to exams?

- More realistic of real-world of work
  - Less likelihood of academic dishonesty
  - Spreads the work over the full semester.
  - High stakes exams rarely assess deep learning
  - Less stress for students and instructors
- 



# Your Turn

- ▶ In the chat box:
  - ▶ List some formative assessments that you have used.



# ePortfolios

## **My Learning Philosophy**



I believe that every person has the right to an education. I believe that educators should provide with safe, inspiring, environments in which to

Learning is active and involves a variety of activities such as reading, writing, and thinking. It involves, discussions, sharing ideas, exploring, or testing new concepts, reaching out to and participating

[eportfolio.mun.ca](http://eportfolio.mun.ca)

# Mini quizzes

- ▶ Use multiple low stakes mini quizzes throughout the semester

<input type="checkbox"/>	Current Quizzes
<input type="checkbox"/>	fun quiz 1  

- ▶ Question Types in Brightspace:  
<https://blog.citl.mun.ca/instructionalresources/question-types-in-brightspace/>





# Papers: reflection, culminating

Once I got to know the individual learners, what their interests are, their work background, etc., I was better able to ask leading questions, and provide information that may help the individuals with their course and professional work. The introductory discussions enabled me to learn the backgrounds and experiences of the learners. I made

- How to Write a Term Paper:  
<https://www.wikihow.com/Write-a-Term-Paper>

# Video Assignment



Image by Flaticon

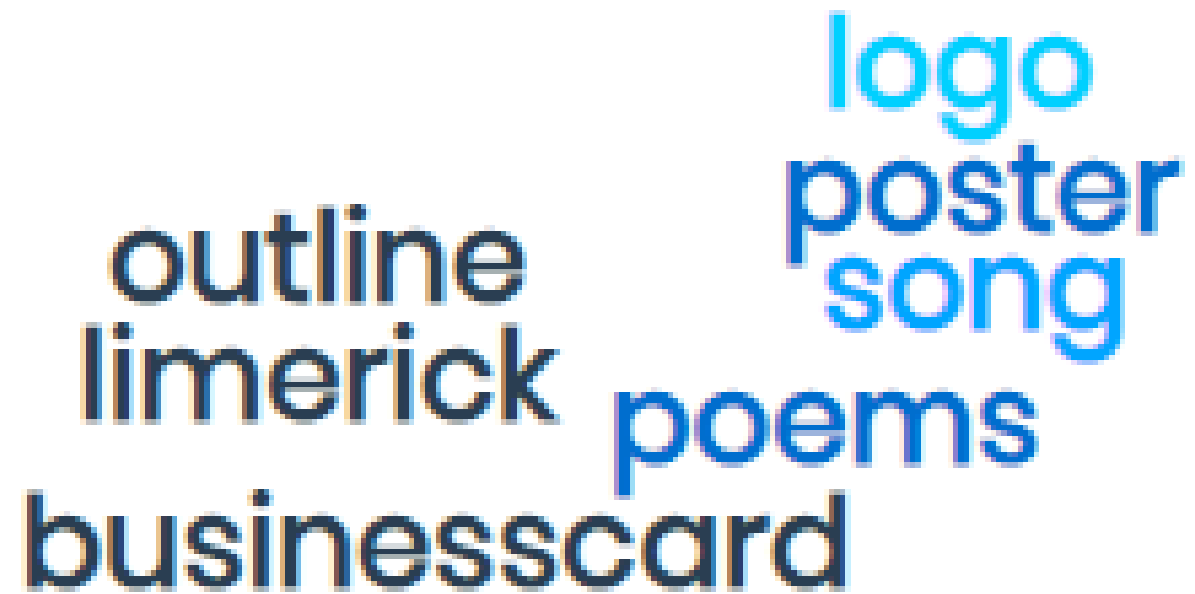
# Audio Assignment



Frostfire Audio. (2017).



# Projects

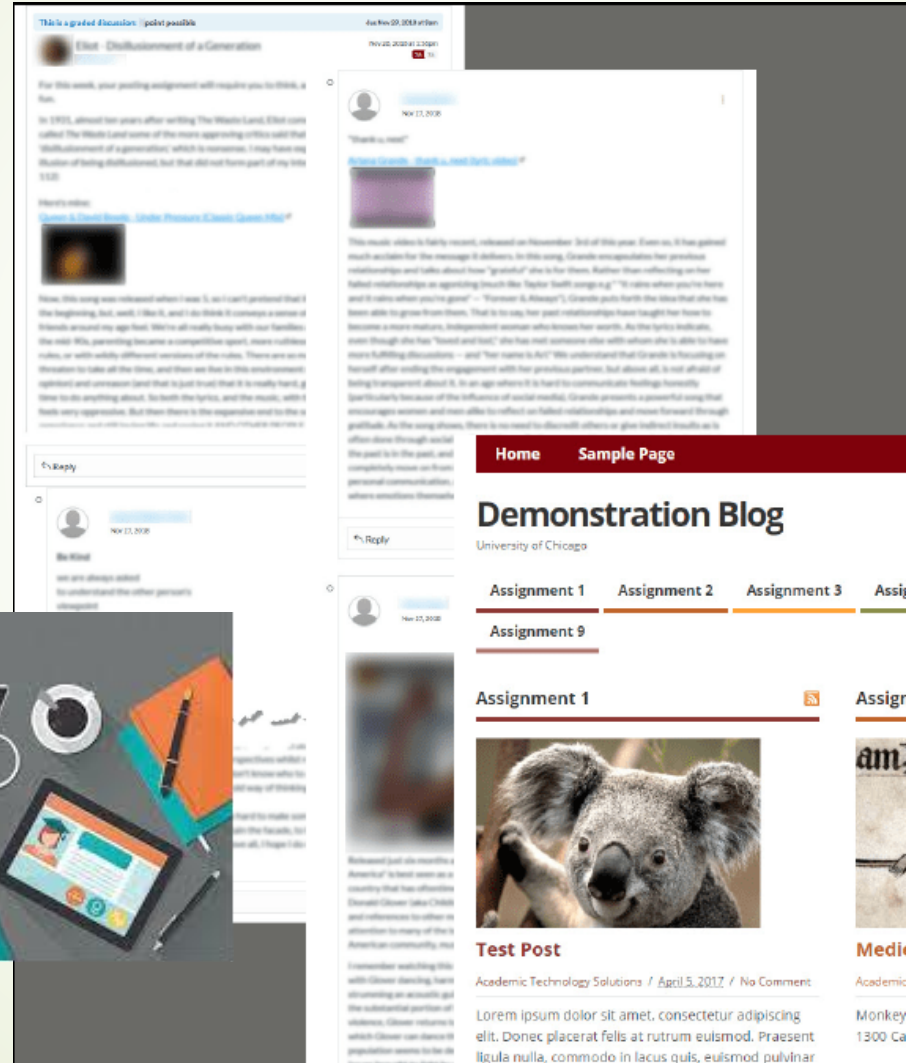


logo  
poster  
song  
outline  
limerick poems  
businesscard

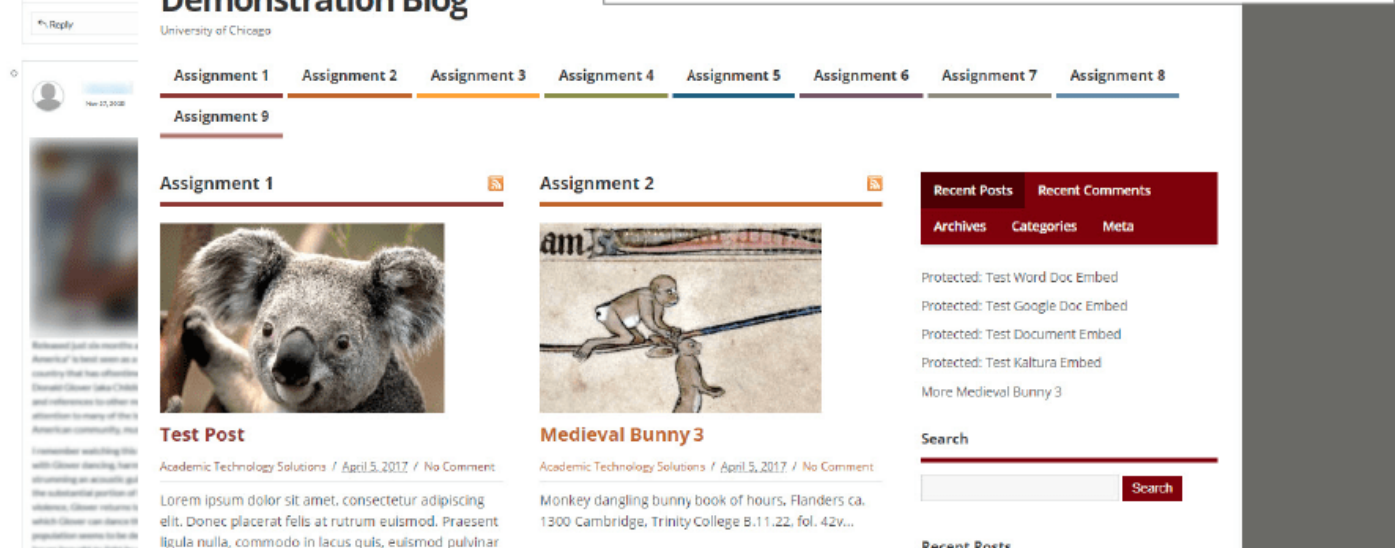
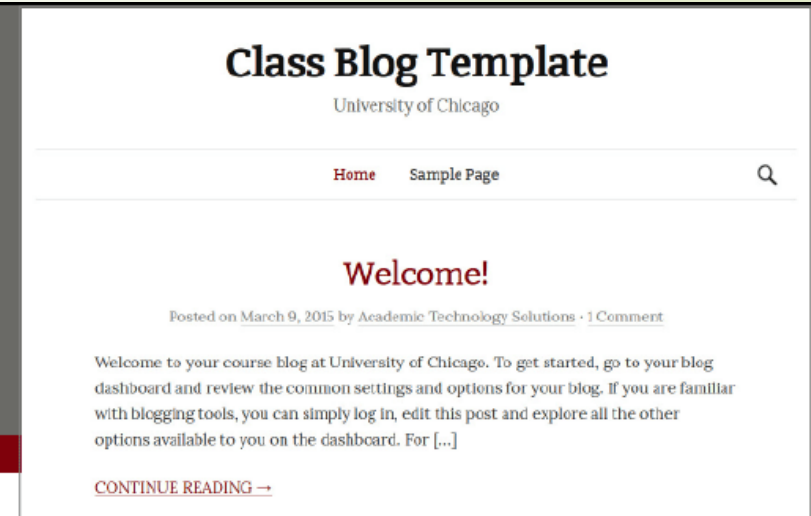
# Blog



Johnson, E. (2018)





Keith, T. (2019)



# Micro Blog (Twitter)


Tweets - tea99

 **Tea99CITL**  
Jane Costello @JaneMCostello  
Tea... all Tea

 Jane Costello  
@JaneMCostello

**Picture Goes Here**

Aug 20, 2016

 Jane Costello  
@JaneMCostello  
#tea99CITL chat - always chat

Twitter Evaluation

## Tweet Event: Twitter Hashtag Event 1

#tea99

Select the section to see the Tweets from your class for this event.

Section Name	Total Tweets
All Students	13
Total Tweets	13
Tweets Not Matching Student	0

[Review Event Log](#) | [Export Tweet Event to CSV File](#)

[Back](#)

Twitter Evaluation

## Schedule Tweet Event

Complete the form below to schedule a Tweet event:

Tweet Event Name:	Twitter Event 1: Week 8
Tweet Event Type:	<input checked="" type="radio"/> Hashtag <input type="radio"/> Track Twitter Handles
Hashtag:	#SOC13290-1
Start Date/Time:	2016-10-26 00:00:38
End Date/Time:	2016-11-01 23:59:00

[Save Tweet Event](#)

November - 2016

Sun	Mon	Tue	Wed	Thu	Fri	Sat	18:00
30	31	1	2	3	4	5	19:00
6	7	8	9	10	11	12	20:00
13	14	15	16	17	18	19	21:00
20	21	22	23	24	25	26	22:00
27	28	29	30	1	2	3	23:00

new tweets widget

 Tweet #tea99CITL


 Tweet #tea99

# Peer Review

The screenshot shows the PeerScholar interface for an assignment titled "Assignment 1: Presentation" (ID: ED-6676-DEV-F19). The interface is divided into several sections:

- Header:** Includes the PeerScholar logo, a user profile for "Jane", and a "Hide Activity" button.
- Navigation:** A sidebar on the left contains links for "Activities", "Assignment 1: Presenta...", "Module 3: Reflection & ...", "Module 2: Reflection & ...", "Module 1: Reflection & ...", "Students", "Teaching Team", "Gradebook", and "History". A "Back to All Courses" link is also present.
- Assignment Overview:** The main content area shows the assignment title and ID. It includes tabs for "OVERVIEW" (selected), "STUDENT PROGRESS & GRADING", and "ANALYTICS". A "Classic Activity" section provides details: "See Brightspace for full details." and a list of instructions: "Module 2: Presentation, deadline is the end of week 8. (Weeks 5-8) - Submit the Presentation to peerScholar at beginning of module 3." and "Module 3: Peer feedback and assessment of the presentations should be completed in Weeks 9 to 12." Below this are status indicators for "Peers" (5), "Assessments" (1), "Self-Assessment" (ON), "Revision" (OFF), "Assess Feedback" (ON), and "Additional Questions" (0). A "Grade Now" button is visible.
- Activity Completion:** A section titled "Activity Completion" shows three progress indicators: "Create" (0%), "Assess" (0%), and "Reflect" (0%).
- Activity Schedule:** A section titled "Activity Schedule" shows a timeline with three phases: "1 Create Phase" (Status Completed), "2 Assess Phase" (Status Completed), and "3 Reflect Phase" (Status Completed). An "Edit Dates" button is located in the top right of this section.

➔ PeerScholar How To: <https://blog.citl.mun.ca/technologyresources/other-edtech/peerscholar/>



# Your Turn

- In the chat box:
  - List some summative assessments that you have used.





# Time for Reflection

- ▶ What assessment techniques would you like to use or try?



# QUESTIONS?

Feel free to contact us should you have questions

- ▶ Jane Costello, Sr. Instructional Designer [jcostello@mun.ca](mailto:jcostello@mun.ca)
- ▶ Daph Crane, Sr. Instructional Designer [daphne@mun.ca](mailto:daphne@mun.ca)



# Resources



- Moving Assessment to Remote Learning within Brightspace:  
<https://blog.citl.mun.ca/instructionalresources/moving-assessment-to-remote-learning-within-brightspace/>
- End-of-Course Assessment Options:  
<https://blog.citl.mun.ca/instructionalresources/end-of-course-assessment-options/>
- Bulletproofing Online Assessments:  
<https://blog.citl.mun.ca/instructionalresources/bulletproofing-online-assessments/>